

VidiView OR Medical Video Documentation

VidiView is a state-of-the-art solution for recording, viewing, distributing and storing surgical and clinical video documentation. It also features the telemedic conferencing functions of tomorrow.

No fuzz, a click-of-a-button medical recording solution

VidiView digitally records ongoing surgical procedures at the click of a button. Alongside with the VidiView unit, a camera setup is installed in your surgical environment of choice (up to four cameras per OR and VidiView unit) to create an on-the-fly recording solution ready at any moment without the fuzz of tapes, discs, cables, dead batteries or extra crew in your OR. All you need is the control box unit by your side and you are ready to go!

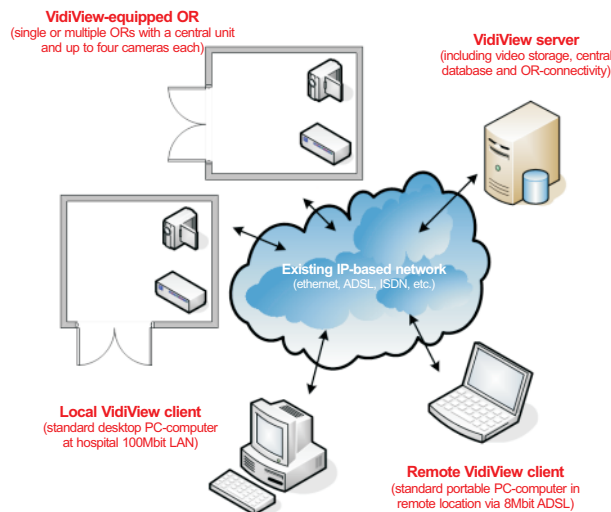
Getting your medical video recordings to your desktop

Once the recording is completed and automatically stored in the remote VidiView-server (usually located in a data center or server hosting facility) the operator have access to all the recorded material from his or her desktop PC - through the VidiView-client software.

The material can be reviewed, edited or complemented with notes. Export to a presentation DVD-disc is also possible. Manual instant deletion or automatic scheduled deletion after a preset delay (i.e. 90 days) is predefined at the installation of the system. Most features of the system are configurable to comply with hospital documentation policy.

Bring the world into your OR!

Other application areas could be showcasing pre-recorded or live sessions to a professional audience at a seminar. Again - all you need is a standard PC (notebook style) with the VidiView-client installed, a local network- or Internet-connection and the stage! This unique way of bringing a surgical event out of its original context offers almost endless possibilities in terms of education, demonstration and conferencing.

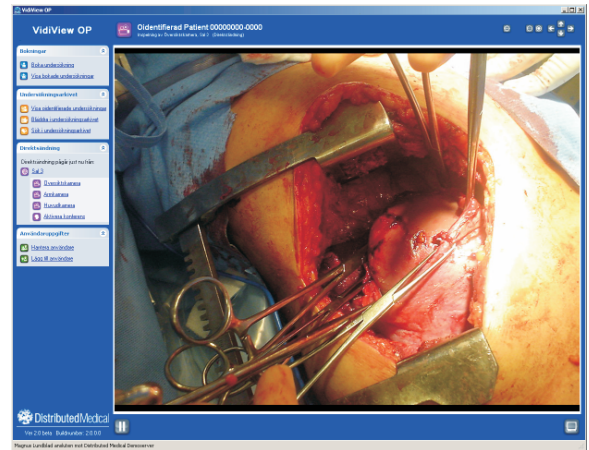


Pict. 1 - Schematic view of a typical two OR VidiView-installation within one department.

Distribution and conferencing - at the click of a button

Along with the recording feature set comes the possibility to broadcast sessions live, over the local area network or the Internet, including live audio communication between audience and the physician at work. A much appreciated feature when on call or when the need to bring in external expertise arises.

Network connectivity demands are as low as 5Mbit/s for diagnostic quality video. 5Mbit/s also tends to be a setup easily acquirable at most modern conference centers as well as for residential use.



Pict. 2 - The user interface, watching an active surgery session in real-time. If needed and allowed the user can perform camera control (pan, tilt, zoom) during the session. Full two-way audio communications is available at all times.

Superior picture quality

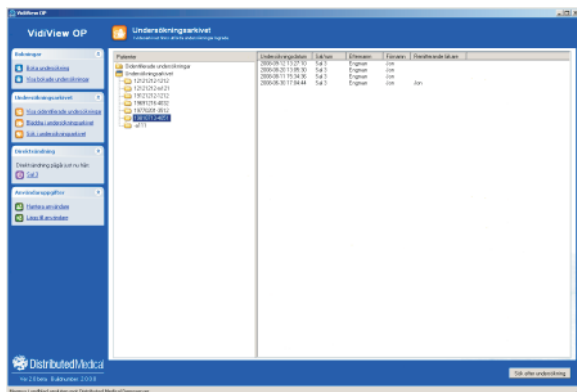
Due to modern technology, highly effective encoding- and compression algorithms and reliable and powerful computing power (which is present in any modern PC-based hardware today) we can offer unsurpassed picture quality - attainable from most camera sources. The digital video standard used within the VidiView-system is specialized in emphasizing even the smallest details as well as handle extreme light and color conditions. With the right camera or image source you will be producing very 'true to original' recordings in your own OR!

Easy to learn - easy to use!

The intuitive VidiView-client user interface (Microsoft Windows style) makes the system intuitive and easy to use, even for untrained personnel. The learning curve for getting started as well as reaching an expert user level, is very flat and attainable for most medically trained staff.

Archiving (short- and long term) within the system

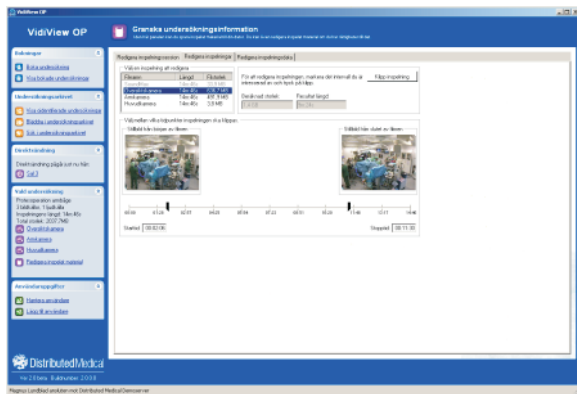
Both temporary storage of unprocessed recordings as well as a long term storage solution for processed recordings (edited and commented) is available as options within the VidiView-setup. All storage is database driven to ensure reliability, effective and secure backup as well as medical industry standard data security.



Pict. 3 - The easy-to-use interface, lets the user browse, view, edit, file or discard of previously recorded material at his desktop PC - all in the workflow enhanced user interface.

Your existing network gives you the possibilities!

The key feature of the VidiView-system is one you already have. Your existing, IP-based, hospital network is one of the key component that puts the beauty to the solution! It gives you the power to move around and distribute the recordings and provides you with full access to them - everywhere and at all times! Thanks to this facility and our unique way of unleashing the power of it you can excel in medical documentation - today and in the future!



Pict. 4 - The system allows you to edit the recordings in a very easy and efficient way. If the built-in editing toolbox doesn't meet your editing demands, all recorded material can be exported for DVD-recording, external editing or web- and intranet publishing - without compromising quality or detail!

Simple playback - standard technology

The VidiView-system is developed in close relation with forefront actors of the Swedish healthcare system. The focus has been to meet actual needs of real life scenarios in the industry as well as boosting the performance and quality in the documentative tasks carried out within the healthcare system on a daily basis.

This work has resulted in a unique and special system, based on plain, standard PC technology available at every modern healthcare facility. On top of the standard PC playback a Microsoft software foundation (Windows XP and related technology) makes way for the system. Each part of the VidiView-system is then linked together using your existing, IP-based network (used for all your networking and internet needs). "Plain and simple" as your IT-department will put it!

This 'simple' approach helps you utilize your general IT investments more efficiently (you buy a new desktop PC - VidiView runs better and faster) - a synergy seldom seen with specialized medtech equipment!

...and a good reason for choosing a standard based system - any day of the week!

VidiView OR key features

- Standardized video documentation of surgical and clinical sessions in their natural context
- Documentation of scheduled as well as ad-hoc sessions possible
- Pre-recording for later review and editing
- DVD-quality (25 fps) with standard setup
- Live broadcast with no delay
- Synchronized two-way audio communication for conference and education setups
- Accepts analog and digital video sources
- Robust security model to ensure patient data safety at all times
- Central 'PACS-style' database driven storage solution
- Standard based hardware and software

© 2008 Distributed Medical Sverige AB. All rights reserved!

Distributed Medical reserves the right to alter the exact specification through future development of the system without prior notice. Any or all information is subject to change. Please always consult resellers technical staff for exact specifications and how they apply to your needs before ordering!